



MICRO POWER PLUS

POWER SUPPLY



MICRO POWER PLUS® (MPPlus)

Single / three phase power supply for applications with Microspeed, Microspeed Plus, Micro B and Micro B Plus servodrives.

Typical applications are:
 Axis, Controlled by CNC, Strongly Intermittent Motor Duties, Machine Tools, Textile Machines, Graphic Machines, Robots, Transfer Lines, Confectionary and Packaging Machines, Wood Working Machines.

STANDARD FEATURES

- ✓ Single and three-phase power supply
- ✓ Panel mount
- ✓ Ultra compact design
- ✓ Internal Dumping Circuit (up to 150 W)
- ✓ Protected against over-under voltage
- ✓ Leds and Signals:
 - MP PLUS OK
 - PRE-ALARM
 - MAXIMUM BRAKING
- ✓ Surface Mount Technology

OPTIONS

- ✓ External resistors up to 400W and 800W

SPECIFICATIONS

- ✓ Operating temperature 0 ÷ 40°C (32 ÷ 104°F)
- ✓ Humidity 10 ÷ 95%
- ✓ DC Output voltage 1.4x VAC input (RMS)



DESCRIPTION

The MICRO POWER PLUS® is an unregulated power supply for multi-axis applications. The MICRO POWER PLUS® can supply multi axis applications using our MCS, MCS Plus, MCB and MCB Plus servodrives.

ACCESSORIES

(see specific data sheets for details)

- ✓ TRANSFORMERS
 - TM/TT: single/3ph 100÷8000 VA
- ✓ NET FILTERS (for CE compliance)
 - FRM/FRT: single/3ph, 2÷16 Arms

MODEL	Supply 1-3 ph (50÷60Hz) (± 10%) VAC	In Out continuous output current (3 ph AC input) ADC	In Out" [⊠] continuous output current (1 ph AC input) ADC	Ipk Out peak output current (3 ph AC input) ADC x 2 sec.	Ipk Out" [⊠] peak output current (1 ph AC input) ADC x 2 sec.	INTERNAL POWER BRAKE (W)	BUS INTERNAL CAPACITY (µF)	COUPLING WITH DRIVES
MPPLUS 060/30N10'000SRO	44 [▲]	20 / 30 [⊠]	20 / 25 [⊠]	60	40	-	10 000	MCS 60 MCS Plus 60 MCB 60 MCB Plus 60
MPPLUS 060/30N20'000SRO	44 [▲]	20 / 30 [⊠]	20 / 30 [⊠]	60	50	-	20 000	
MPPLUS 060/30N20'000SRX	44 [▲]	20 / 30 [⊠]	20 / 30 [⊠]	60	50	100	20 000	
MPPLUS 140/30N09'000SRO	95 [▲]	20 / 30 [⊠]	20 / 25 [⊠]	60	40	-	9 000	MCS Plus 140 MCB Plus 140
MPPLUS 140/30N09'000SRX	95 [▲]	20 / 30 [⊠]	20 / 25 [⊠]	60	40	150	9 000	
MPPLUS 200/30N03'360SRX	145 [▲]	20 / 30 [⊠]	20	60	40	150	3 360	MCS Plus 200 MCB Plus 200

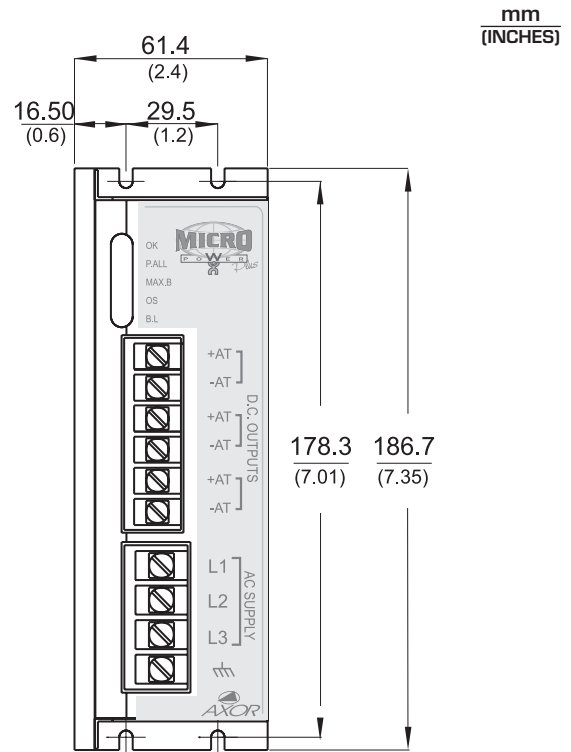
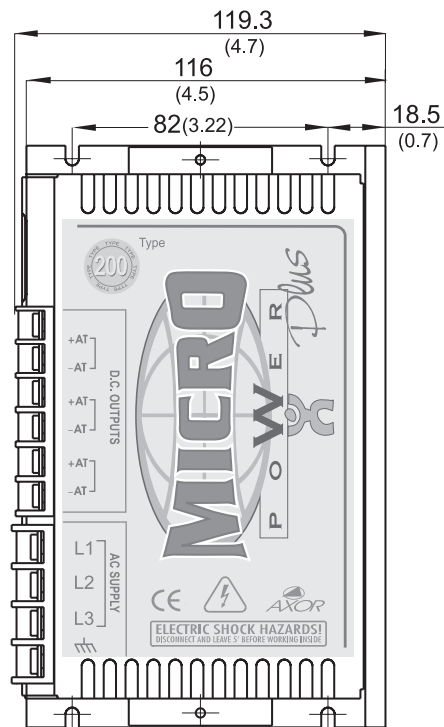
[⊠]: Forced cooling required

[▲]: Recommended voltage supply

-: Without Dumping Circuit

Drawings are not to scale (see quotations)

MECHANICAL DIMENSIONS

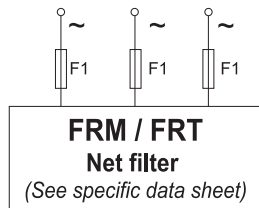


Weight: 1.4 Kg



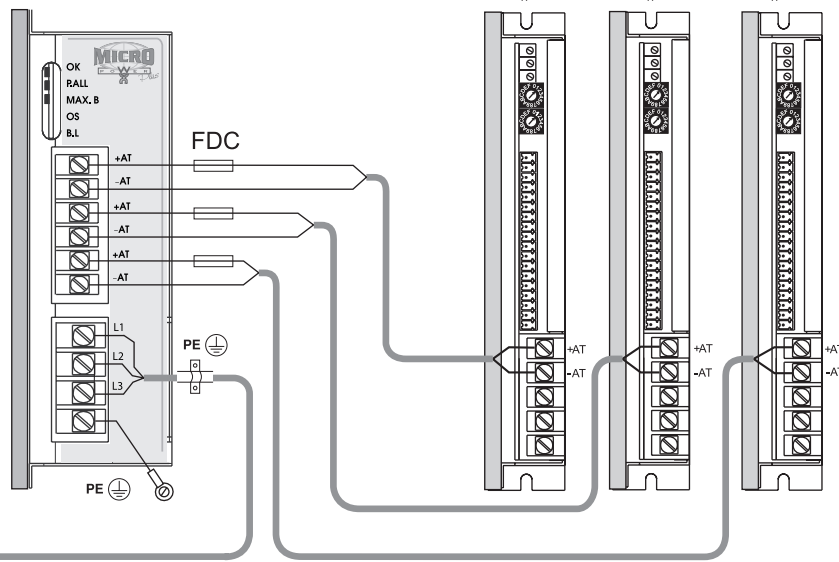
ELECTRICAL CONNECTIONS

Main 220 ÷ 440 V_{AC}



TM / TT
Transformer
(See specific data sheet)

SUPPLY LINE FUSES
F2= 25 A / 250 V (T-Type=Time-Lag)



(*): MICRO B, MICRO B PLUS, MICROSPEED, MICROSPEED PLUS

ORDERING CODE

Example:

MP PLUS - 060 - 30 - N - 20 000 - S - RX

NAME: line of Micro Power Plus

SERIES: 060, 140 and 200

OUTPUT CURRENT: 30A

HEATSINK VERSIONS:

N = Normal

B = Booster (option)

BUS CAPACITY:
µF (see reverse)

PROTECTION:
S = Standard
T = Tropicalized

BRAKING RESISTORS:

R0 = w/out dumping

RX = standard internal

R4 = 400W (External) optional

R8 = 800W (External) optional